

ITEM	CONNECTOR X2 FRONT
1	TRAILER BRAKE VALVE INLET
2	LEFT FRONT ABS VALVE INLET
3	RIGHT FRONT ABS VALVE OUTLET
4	RIGHT FRONT ABS VALVE GROUND
5	RIGHT FRONT SENSOR
6	RIGHT FRONT SENSOR
7	ESC MODULE CAN-H
8	ESC MODULE CAN-H
9	ESC MODULE BATTERY INPUT
10	TRAILER BRAKE VALVE OUTLET
11	FRONT AXLE 3/2 VALVE OUTLET
12	FRONT AXLE 3/2 VALVE INLET
13	TRAILER BRAKE VALVE GROUND
14	LEFT FRONT ABS VALVE GROUND
15	LEFT FRONT ABS VALVE OUTLET
16	RIGHT FRONT ABS VALVE GROUND
17	LEFT FRONT SENSOR
18	LEFT FRONT SENSOR
MATING CONNECTOR DEUTSCH	
PART NUMBER D118-833-CK02 (GREEN)	

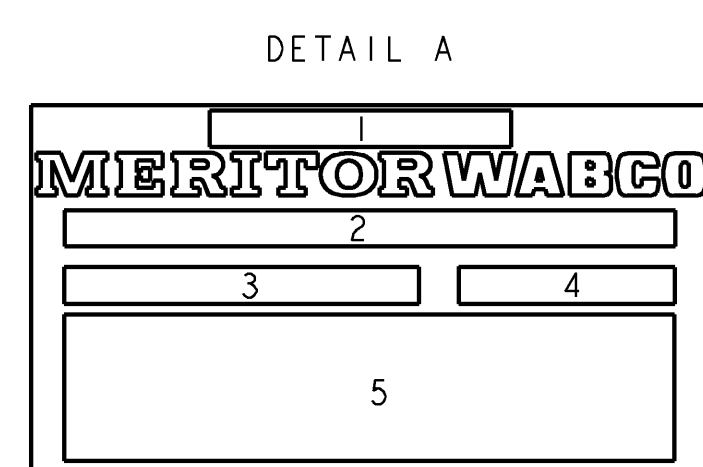
ITEM	CONNECTOR X1 CAB
1	+12V BATTERY
2	+12V IGNITION
3	ATC LAMP/SWITCH
4	J1587 A(+)
5	DBR
6	J1939 CAN-H
7	AUX 1 INPUT
8	GROUND
9	TRAILER BRAKE 3/2 INLET
10	PRESSURE SENSOR GND
11	PRESSURE SENSOR INPUT
12	ABS OFF-ROAD SWITCH
13	GROUND
14	GROUND
15	BLINKCODE SWITCH
16	J1587 B(-)
17	TRAILER WARNING LAMP
18	J1939 CAN-L

MATING CONNECTOR DESIGNS:  
PART NUMBER 12-18S-B-K004 (BLACK)

ITEM	CONNECTOR X4 3RD AXLE
1	ABS SWITCH
2	PRESSURE SENSOR INPUT
3	THIRD AXLE LEFT SENSOR
4	THIRD AXLE LEFT SENSOR
5	THIRD AXLE RIGHT SENSOR
6	THIRD AXLE RIGHT SENSOR
7	THIRD AXLE RIGHT ABS VALVE OUTLET
8	THIRD AXLE RIGHT ABS VALVE COMMON
9	THIRD AXLE RIGHT ABS VALVE INLET
10	THIRD AXLE LEFT ABS VALVE OUTLET
11	THIRD AXLE LEFT ABS VALVE COMMON
12	THIRD AXLE LEFT ABS VALVE INLET
MATING CONNECTOR DEUTSCH	
PART NUMBER: DT06-12SD-B016 (BROWN)	
***PINS 7 THRU 12 ONLY USED IN	
656M	

ITEM	CONNECTOR X3 REAR
1	LEFT REAR SENSOR
2	LEFT REAR SENSOR
3	RIGHT REAR SENSOR
4	RIGHT REAR SENSOR
5	REAR AXLE 3/2 VALVE
6	REAR AXLE 3/2 VALVE GROUND
7	RIGHT REAR ABS VALVE OUTLET
8	RIGHT REAR ABS VALVE COMMON
9	RIGHT REAR ABS VALVE INLET
10	LEFT REAR ABS VALVE OUTLET
11	LEFT REAR ABS VALVE COMMON
12	LEFT REAR ABS VALVE INLET

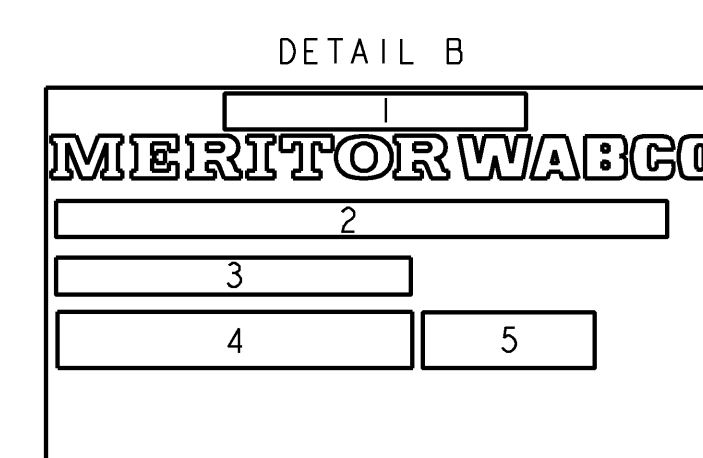
MATING CONNECTOR DUTSCH  
 PART NUMBER: DT06-DJSC-R016 (GREEN)



SCALE 2.0

5	BAR CODE
4	SERIAL NUMBER
3	MW PART NUMBER
2	DESCRIPTION
1	COUNTRY OF ORIGIN
ITEM	DESCRIPTION
DETAIL A - LABEL FORMAT	

DETAIL A - LABEL FORMAT

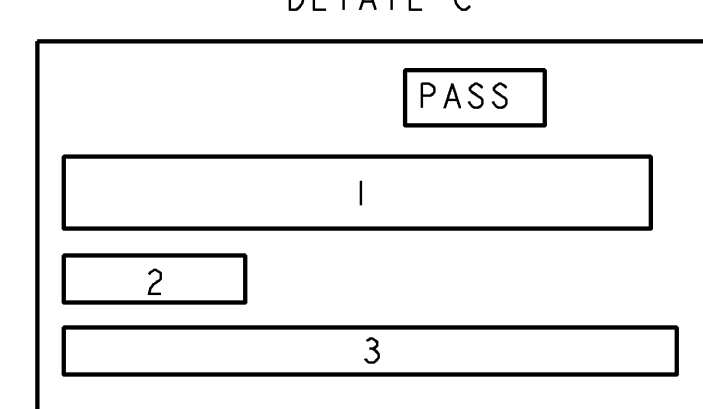


SCALE 2.0

5	
4	CUSTOMER PART NUMBER
3	DESCRIPTION
2	MW PART NUMBER
1	COUNTRY OF ORIGIN
ITEM	DESCRIPTION

DETAIL B - LABEL FORMAT

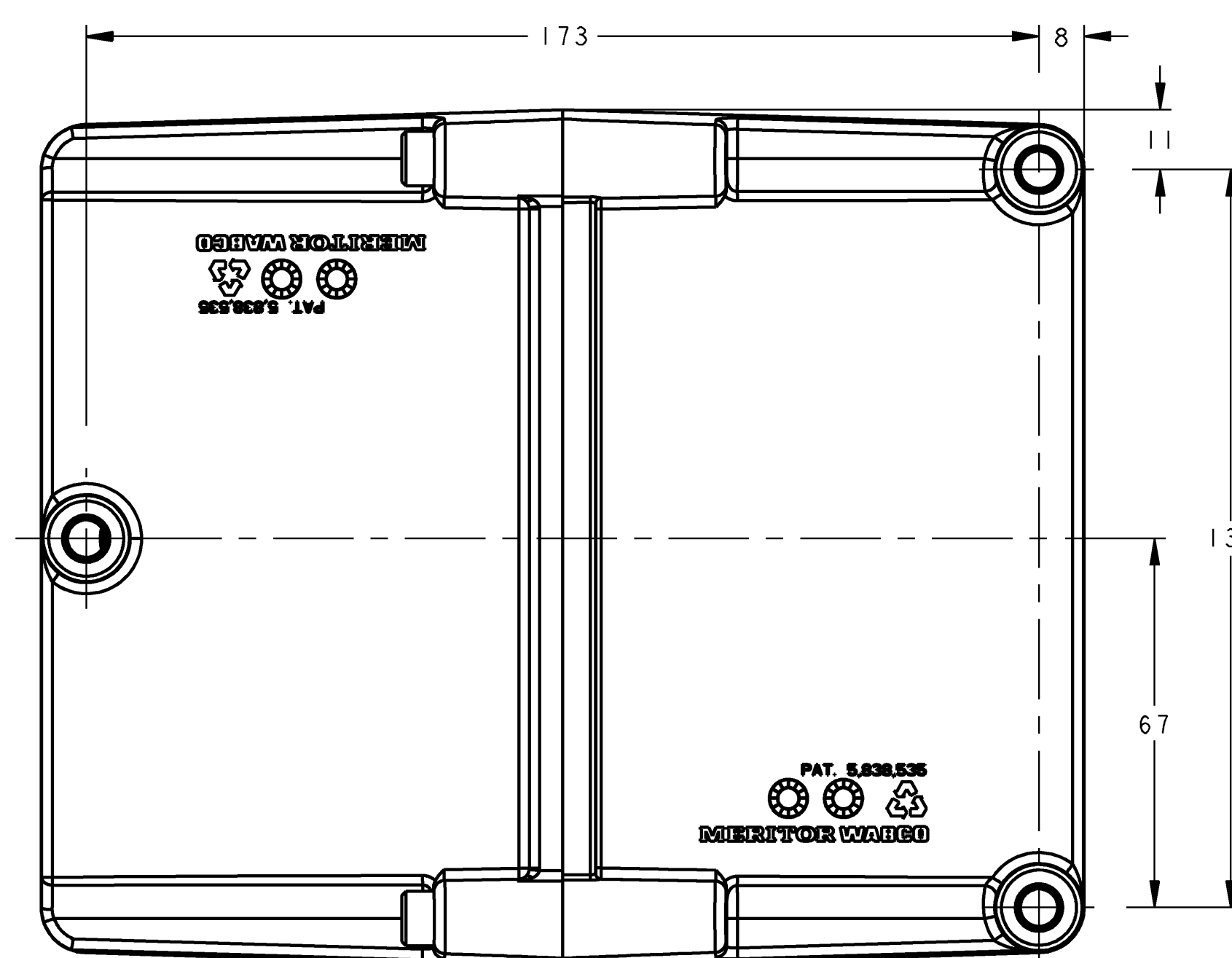
DETAIL B - LABEL FORMAT



SCALE 2.0

3	DATE AND TIME
2	SERIAL NUMBER
1	MW PART NUMBER
ITEM	DESCRIPTION
DETAIL C - LABEL FORMAT	

DETAIL C - LABEL FORMAT



DETAIL D

MUST BE PROGRAMMED!

<https://meritorwabco.snapon.com>

SCALE 2.0

NOTE:  
"MUST BE PROGRAMMED!" ALONG WITH WEB ADDRESS FOR PROGRAMMING  
SHALL BE VISIBLE AND CENTERED ON LABEL.

[illegible][illegible]